

EANCOM[®] 2002 S3

OSTENQ

Order status enquiry message

Edition 2016

1. Introduction.....	2
2. Message Structure Chart	3
3. Branching Diagram.....	4
4. Segments Description	7
5. Segments Layout.....	9
6. Example(s)	30

1. Introduction

Status

MESSAGE TYPE : OSTENQ

REFERENCE DIRECTORY : D.01B

EANCOM® SUBSET VERSION : 004

Definition

A message from a buyer or buyer's agent which requests a supplier or supplier's agent for information on the current status of a previously sent order(s).

Principles

This message is sent between one buyer (or agent) and one supplier (or agent) and may relate to:

- one type of enquiry;
- one or more purchase orders (ORDERS), cargo/goods handling and movement (HANMOV), or instruction to despatch (INSDDES) messages.
- one or more products on one or more orders.

2. Message Structure Chart

Order Status Enquiry Heading Section

UNH	1	M	1	- Message header
BGM	2	M	1	- Beginning of message
DTM	3	M	5	- Date/time/period
FTX	4	C	20	- Free text
SG1		M	25	- NAD-SG2
NAD	5	M	1	- Name and address
SG2		C	5	- CTA-COM
CTA	6	M	1	- Contact information
COM	7	C	5	- Communication contact

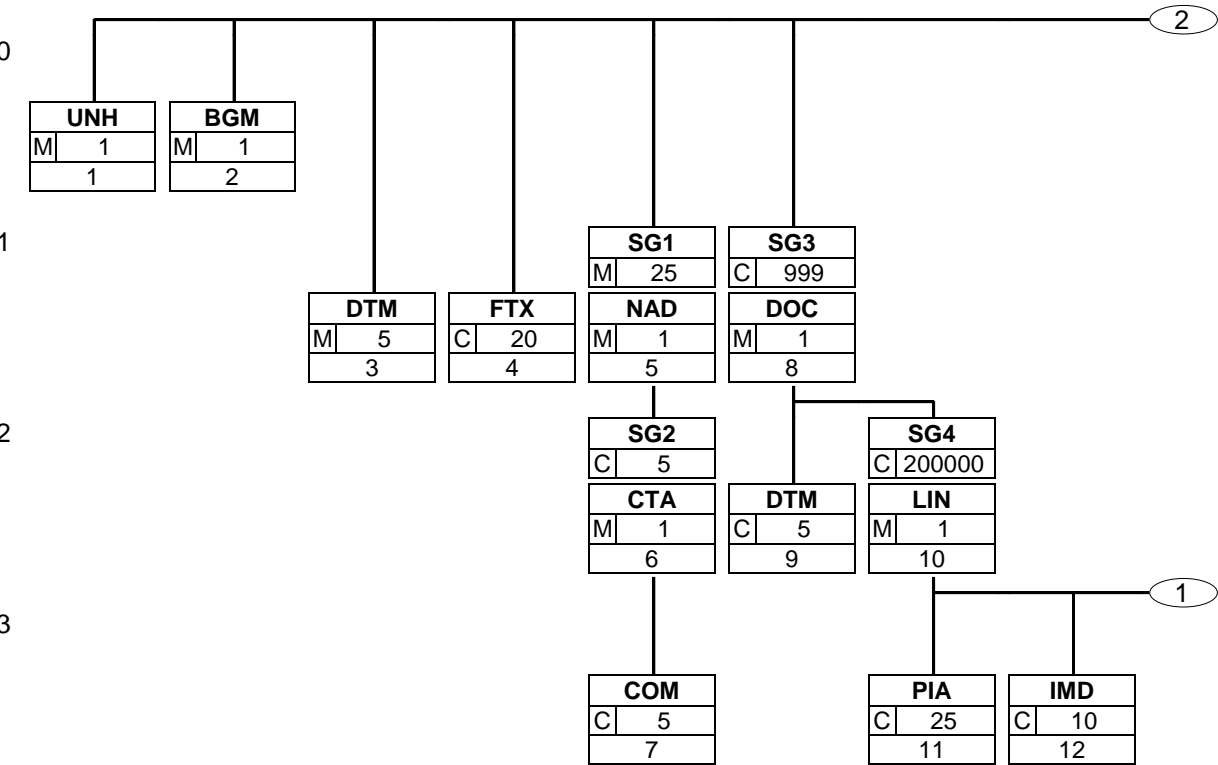
Order Status Enquiry Detail Section

SG3		C	999	- DOC-DTM-SG4
DOC	8	M	1	- Document/message details
DTM	9	C	5	- Date/time/period
SG4		C	200000	- LIN-PIA-IMD-SG5-SG6
LIN	10	M	1	- Line item
PIA	11	C	25	- Additional product id
IMD	12	C	10	- Item description
SG5		C	99	- RFF-DTM
RFF	13	M	1	- Reference
DTM	14	C	1	- Date/time/period
SG6	*	C	99	- LOC-DTM-QTY
LOC	15	M	1	- Place/location identification
DTM	16	C	5	- Date/time/period
QTY	17	C	1	- Quantity

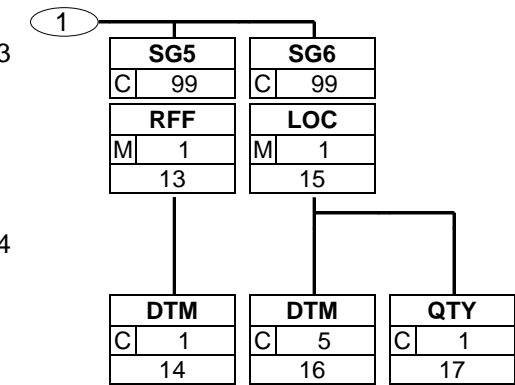
Order Status Enquiry Summary Section

UNT	18	M	1	- Message trailer
-----	----	---	---	-------------------

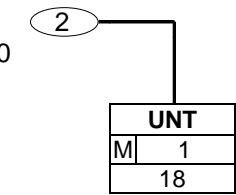
3. Branching Diagram



3. Branching Diagram



3. Branching Diagram



4. Segments Description

Order Status Enquiry Heading Section

UNH - M 1	- Message header This segment is used to head, identify and specify a message.
BGM - M 1	- Beginning of message This segment is used to indicate the type and function of a message and to transmit the identifying number.
DTM - M 5	- Date/time/period This segment is used to specify the date of the order status enquiry message.
FTX - C 20	- Free text This segment is used to provide free form or coded text information related to the entire message.
SG1 - M 25	- NAD-SG2 A group of segments identifying the parties with associated information.
NAD - M 1	- Name and address This segment is used to identify the parties involved in the order status enquiry message. Identification of the buyer, or buyer's agent, and the supplier, or supplier's agent, is mandatory in the order status enquiry message. A logistic service provider may act as an agent for a buyer or a supplier.
SG2 - C 5	- CTA-COM A group of segments giving contact details of the specific person or department within the party identified in the NAD segment.
CTA - M 1	- Contact information This segment is used to identify departments and/or persons within the party specified in the NAD.
COM - C 5	- Communication contact This segment is used to identify the communications number and the type of communications used for the person identified in the CTA segment.

Order Status Enquiry Detail Section

SG3 - C 999	- DOC-DTM-SG4 A group of segments providing details of the individual requested order(s).
DOC - M 1	- Document/message details This segment is used to identify the document(s) for which status information is being requested.
DTM - C 5	- Date/time/period This segment is used to specify dates relating to the references given in the previous DOC segment.
SG4 - C 200000	- LIN-PIA-IMD-SG5-SG6 A group of segments providing details of the individual requested order(s) lines.
LIN - M 1	- Line item This segment is used to identify a product on an order upon which an enquiry is being made.
PIA - C 25	- Additional product id This segment is used to specify additional or substitutional item identification codes such as a buyer's or supplier's item number.
IMD - C 10	- Item description This segment is used to further identify the current line item.

4. Segments Description

SG5 - C 99	- RFF-DTM A group of segments giving references related to the order line(s) and, where relevant, its dates.
RFF - M 1	- Reference This segment is used to identify specific order number(s) which is/are related to the current line item. If required the unique line number from specific orders may also be specified. The segment should only be used if further references to those provided in the DOC segment in group 3 are required.
DTM - C 1	- Date/time/period This segment is used to specify dates relating to the references given in the previous RFF segment.
SG6 - C 99	- LOC-DTM-QTY A group of segments used to request the status of only certain delivery of an order line and or the quantity.
LOC - M 1	- Place/location identification This segment is used to identify the place of delivery for the quantity specified in the QTY segment.
DTM - C 5	- Date/time/period This segment is used to specify any dates and/or times related to the LOC segment group.
QTY - C 1	- Quantity This segment is used to specify quantities related to the current LOC segment group.

Order Status Enquiry Summary Section

UNT - M 1	- Message trailer This segment is a mandatory UN/EDIFACT segment. It must always be the last segment in the message.
-----------	---

5. Segments Layout

This section describes each segment used in the EANCOM® Order status enquiry message. The original EDIFACT segment layout is listed. The appropriate comments relevant to the EANCOM® subset are indicated.

Notes:

1. The segments are presented in the sequence in which they appear in the message. The segment or segment group tag is followed by the (M)andatory / (C)onditional indicator, the maximum number of occurrences and the segment description.
2. Reading from left to right, in column one, the data element tags and descriptions are shown, followed by in the second column the EDIFACT status (M or C), the field format, and the picture of the data elements. These first pieces of information constitute the original EDIFACT segment layout.

Following the EDIFACT information, EANCOM® specific information is provided in the third, fourth, and fifth columns. In the third column a status indicator for the use of (C)onditional EDIFACT data elements (see 2.1 through 2.3 below), in the fourth column the restricted indicator (see point 3 on the following page), and in the fifth column notes and code values used for specific data elements in the message.

- 2.1 (M)andatory data elements in EDIFACT segments retain their status in EANCOM®.
- 2.2 Additionally, there are five types of status for data elements with a (C)onditional EDIFACT status, whether for simple, component or composite data elements. These are listed below and can be identified when relevant by the following abbreviations:

- REQUIRED	R	Indicates that the entity is required and must be sent.
- ADVISED	A	Indicates that the entity is advised or recommended.
- DEPENDENT	D	Indicates that the entity must be sent in certain conditions, as defined by the relevant explanatory note.
- OPTIONAL	O	Indicates that the entity is optional and may be sent at the discretion of the user.
- NOT USED	N	Indicates that the entity is not used and should be omitted.

- 2.3 If a composite is flagged as **N, NOT USED**, all data elements within that composite will have blank status indicators assigned to them.
3. Status indicators detailed in the fourth column which directly relate to the code values detailed in the fifth **column** may have two values:

- RESTRICTED	*	A data element marked with an asterisk (*) in the fourth column indicates that the listed codes in column five are the only codes available for use with this data element, in this segment, in this message.
- OPEN		All data elements where coded representation of data is possible and a restricted set of code values is not indicated are open (no asterisk in fourth column). The available codes are listed in the EANCOM® Data Elements and Code Sets Directory. Code values may be given as examples or there may be a note on the format or type of code to be used.

4. Different colours are used for the code values in the segment details: restricted codes are in red and open codes in blue.

5. Segments Layout

Segment number: 1

UNH - M 1 - Message header				
Function: To head, identify and specify a message.				
	EDIFACT	GS1	*	Description
0062 Message reference number	M an..14	M		Senders unique message reference. Sequence number of messages in the interchange. DE 0062 in UNT will have the same value. Generated by the sender.
S009 MESSAGE IDENTIFIER	M	M		
0065 Message type	M an..6	M	*	OSTENQ = Order status enquiry message
0052 Message version number	M an..3	M	*	D = Draft version/UN/EDIFACT Directory
0054 Message release number	M an..3	M	*	01B = Release 2001 - B
0051 Controlling agency	M an..2	M	*	UN = UN/CEFACT
0057 Association assigned code	C an..6	R	*	EAN004 = GS1 version control number (GS1 Permanent Code) Indicates that the message is the EANCOM version 004 of the Order Status Enquiry message.
0068 Common access reference	C an..35	N		
S010 STATUS OF THE TRANSFER	C	N		
0070 Sequence of transfers	M n..2			
0073 First and last transfer	C a1			
Segment Notes: This segment is used to head, identify and specify a message. DE's 0065, 0052, and 0054: Indicate that the message is a UNSM Order Status Enquiry message based on the D.01B directory. Example: UNH+1+OSTENQ:D:01B:UN:EAN004'				

5. Segments Layout

Segment number: 2

BGM - M 1 - Beginning of message				
Function: To indicate the type and function of a message and to transmit the identifying number.				
	EDIFACT	GS1	*	Description
C002 DOCUMENT/MESSAGE NAME	C	R		
1001 Document name code	C an..3	R	*	347 = Order status enquiry
1131 Code list identification code	C an..17	N		
3055 Code list responsible agency code	C an..3	N		
1000 Document name	C an..35	O		
C106 DOCUMENT/MESSAGE IDENTIFICATION	C	R		
1004 Document identifier	C an..35	R		Order status enquiry number assigned by document sender. For global unique identification of documents Global Document Type Identifier (GDTI) is available.
1056 Version identifier	C an..9	N		
1060 Revision identifier	C an..6	N		
1225 Message function code	C an..3	R	*	9 = Original
4343 Response type code	C an..3	N		
Segment Notes: This segment is used to indicate the type and function of a message and to transmit the identifying number. Example: BGM+347+PS841+9'				

5. Segments Layout

Segment number: 3

DTM - M 5 - Date/time/period					
Function: To specify date, and/or time, or period.					
		EDIFACT	GS1	*	Description
C507	DATE/TIME/PERIOD	M	M		
2005	Date or time or period function code qualifier	Man..3	M	*	137 = Document/message date/time
2380	Date or time or period value	C an..35	R		
2379	Date or time or period format code	C an..3	R		102 = CCYYMMDD 203 = CCYYMMDDHHMM
Segment Notes: This segment is used to specify the date of the order status enquiry message. DE 2005: Identification of the 'Document/message date/time' (code value 137) is mandatory in an EANCOM message. Example: DTM+137:20021008:102'					

5. Segments Layout

Segment number: 4

FTX - C 20 - Free text				
Function: To provide free form or coded text information.				
	EDIFACT	GS1	*	Description
4451 Text subject code qualifier	M an..3	M		AAI = General information ZZZ = Mutually defined
4453 Free text function code	C an..3	O	*	1 = Text for subsequent use
C107 TEXT REFERENCE	C	D		This composite is only used when trading partners have agreed to use mutually defined code values.
4441 Free text value code	Man..17	M		001 = Reference to standard text between trading partners.
1131 Code list identification code	C an..17	O		
3055 Code list responsible agency code	C an..3	D		91 = Assigned by supplier or supplier's agent 92 = Assigned by buyer or buyer's agent
C108 TEXT LITERAL	C	D		
4440 Free text value	Man..512	M		
4440 Free text value	C an..512	O		
4440 Free text value	C an..512	O		
4440 Free text value	C an..512	O		
4440 Free text value	C an..512	O		
3453 Language name code	C an..3	O		ISO 639 two alpha code This data element is only used when non coded free text has been provided in data element C108.
4447 Free text format code	C an..3	N		
<p>Segment Notes:</p> <p>This segment is used to provide free form or coded text information related to the entire message. Use of this segment in free form is not recommended since in most cases it inhibits automatic processing of the order status enquiry message. Coded references to standard texts is an available functionality which enables automatic processing and reduces transmission and processing overheads. Standard texts should be mutually defined among trading partners and can be used to cover legal and other requirements.</p> <p>Example: FTX+AAI++001::91' (E.g. General information standard text code 001 = Non delivery of order by latest date will lead to automatic order cancellation.)</p>				

5. Segments Layout

Segment number: 5

SG1	- M	25 - NAD-SG2			
NAD	- M	1 - Name and address			
Function:					
To specify the name/address and their related function, either by C082 only and/or unstructured by C058 or structured by C080 thru 3207.					
		EDIFACT	GS1	*	Description
3035	Party function code qualifier	Man..3	M		AB = Buyer's agent/representative BY = Buyer DP = Delivery party LSP = Logistic Service Provider (GS1 Temporary Code) SR = Supplier's agent/representative SU = Supplier
C082	PARTY IDENTIFICATION DETAILS	C	A		
3039	Party identifier	Man..35	M		For identification of parties it is recommended to use GLN - Format n13.
1131	Code list identification code	C an..17	N		
3055	Code list responsible agency code	C an..3	R	*	9 = GS1
C058	NAME AND ADDRESS	C	O		This composite may only be used to fulfill the requirements of directive 2003/58/EC, article 4.
3124	Name and address description	Man..35	M		
3124	Name and address description	C an..35	O		
3124	Name and address description	C an..35	O		
3124	Name and address description	C an..35	O		
3124	Name and address description	C an..35	O		
C080	PARTY NAME	C	D		
3036	Party name	Man..35	M		Party Name in clear text.
3036	Party name	C an..35	O		
3036	Party name	C an..35	O		
3036	Party name	C an..35	O		
3036	Party name	C an..35	O		
3045	Party name format code	C an..3	N		
C059	STREET	C	D		
3042	Street and number or post office box identifier	Man..35	M		Building Name/Number and Street Name
3042	Street and number or post office box identifier	C an..35	O		
3042	Street and number or post office box identifier	C an..35	O		
3042	Street and number or post office box identifier	C an..35	O		
3164	City name	C an..35	D		City/Town name, clear text
C819	COUNTRY SUB-ENTITY DETAILS	C	D		

5. Segments Layout

Segment number: 5

		EDIFACT	GS1	*	Description
3229	Country sub-entity name code	C an..9	O		
1131	Code list identification code	C an..17	O		
3055	Code list responsible agency code	C an..3	O		
3228	Country sub-entity name	C an..70	O		County/State, clear text.
3251	Postal identification code	C an..17	D		Postal Code
3207	Country name code	C an..3	D		ISO 3166 two alpha code

Segment Notes:

This segment is used to identify the parties involved in the order status enquiry message. Identification of the buyer, or buyer's agent, and the supplier, or supplier's agent, is mandatory in the order status enquiry message. A logistic service provider may act as an agent for a buyer or a supplier.

Example:

NAD+BY+5412345123453::9'

NAD+SU+5412345111115::9'

Dependency Notes:

The following composites and data elements are only used when a coded name and address can not be used.

The affected composites and data elements are as follows:

C080 - C059 - 3164 - C819 - 3251 - 3207

5. Segments Layout

Segment number: 6

SG1	- M	25 - NAD-SG2
SG2	- C	5 - CTA-COM
CTA	- M	1 - Contact information

Function:				
To identify a person or a department to whom communication should be directed.				
		EDIFACT	GS1	* Description
3139	Contact function code	C an..3	R	
				IC = Information contact
C056	DEPARTMENT OR EMPLOYEE DETAILS	C	O	
3413	Department or employee name code	C an..17	O	
3412	Department or employee name	C an..35	O	

Segment Notes:				
This segment is used to identify departments and/or persons within the party specified in the NAD.				
The Global Location Number GLN is particularly suitable for this purpose.				
Example:				
CTA+IC+:MARK CARTER'				

5. Segments Layout

Segment number: 7

SG1	- M	25 - NAD-SG2		
SG2	- C	5 - CTA-COM		
COM	- C	5 - Communication contact		
Function:				
To identify a communication number of a department or a person to whom communication should be directed.				
	EDIFACT	GS1	*	Description
C076	COMMUNICATION CONTACT	M	M	
3148	Communication address identifier	Man..512	M	
3155	Communication address code qualifier	Man..3	M	EI = EDI EM = Electronic mail TE = Telephone AO = Uniform Resource Location (URL)
Segment Notes:				
This segment is used to identify the communications number and the type of communications used for the person identified in the CTA segment.				
Example:				
COM+00448132445322:TE'				

5. Segments Layout

Segment number: 8

SG3		- C	999 - DOC-DTM-SG4		
DOC		- M	1 - Document/message details		
Function: To identify documents and details directly related to it.					
		EDIFACT	GS1	*	Description
C002	DOCUMENT/MESSAGE NAME	M	M		
1001	Document name code	C an..3	R		220 = Order 221 = Blanket order 226 = Call off order 351 = Despatch advice 240 = Delivery instructions 350 = Despatch order 90E = Cargo/goods handling and movement message (GS1 Temporary Code)
1131	Code list identification code	C an..17	O		
3055	Code list responsible agency code	C an..3	D		9 = GS1
1000	Document name	C an..35	N		
C503	DOCUMENT/MESSAGE DETAILS	C	R		
1004	Document identifier	C an..35	R		
1373	Document status code	C an..3	N		
1366	Document source description	C an..70	N		
3453	Language name code	C an..3	N		
1056	Version identifier	C an..9	N		
1060	Revision identifier	C an..6	N		
3153	Communication medium type code	C an..3	N		
1220	Document copies required quantity	C n..2	N		
1218	Document originals required quantity	C n..2	N		
Segment Notes: This segment is used to identify the document(s) for which status information is being requested. Example: DOC+220+OR877-22'					

5. Segments Layout

Segment number: 9

SG3	- C	999 - DOC-DTM-SG4			
DTM	- C	5 - Date/time/period			
Function: To specify date, and/or time, or period.					
		EDIFACT	GS1	*	Description
C507	DATE/TIME/PERIOD	M	M		
2005	Date or time or period function code qualifier	Man..3	M	*	137 = Document/message date/time
2380	Date or time or period value	C an..35	R		
2379	Date or time or period format code	C an..3	R		102 = CCYYMMDD 203 = CCYYMMDDHHMM
Segment Notes: This segment is used to specify dates relating to the references given in the previous DOC segment. Example: DTM+137:20020804:102'					

5. Segments Layout

Segment number: 10

SG3	- C	999 - DOC-DTM-SG4			
SG4	- C	200000 - LIN-PIA-IMD-SG5-SG6			
LIN	- M	1 - Line item			
Function: To identify a line item and configuration.					
		EDIFACT	GS1	*	Description
1082	Line item identifier	C an..6	R		Application generated number of the item lines within the order status enquiry message.
1229	Action request/notification description code	C an..3	N		
C212	ITEM NUMBER IDENTIFICATION	C	D		This composite is only used for the identification of GS1 codes. If another coding structure is required, e. g., HIBC, this composite will not be used and the code will be detailed in the PIA segment.
7140	Item identifier	C an..35	R		Format n..14 GTIN
7143	Item type identification code	C an..3	R	*	SRV = GS1 Global Trade Item Number
1131	Code list identification code	C an..17	N		
3055	Code list responsible agency code	C an..3	N		
C829	SUB-LINE INFORMATION	C	D		
5495	Sub-line indicator code	C an..3	R	*	1 = Sub-line information
1082	Line item identifier	C an..6	R		
1222	Configuration level number	C n..2	N		
7083	Configuration operation code	C an..3	N		
Segment Notes: This segment is used to identify a product on an order upon which an enquiry is being made. If Global Trade Item Numbers are available it is mandatory to use GTIN within the LIN segment. Example: LIN+1++4000862141404:SRV' Dependency Notes: C829 is only used when sub-lines are required. FOR A COMPLETE DESCRIPTION ON THE USAGE OF SUB-LINES PLEASE REFER TO PART I, SECTION 4.10.					

5. Segments Layout

Segment number: 11

SG3	- C	999 - DOC-DTM-SG4			
SG4	- C	200000 - LIN-PIA-IMD-SG5-SG6			
PIA	- C	25 - Additional product id			
Function:					
To specify additional or substitutional item identification codes.					
		EDIFACT	GS1	*	Description
4347	Product identifier code qualifier	M an..3	M	*	1 = Additional identification 5 = Product identification Product Id function coded has the following restricted coded functions: 1 - Additional Identification - To provide an additional identity for the product identified in the LIN segment. The additional identification can consist of : A supplemental identification which provides more information complementary to the GTIN provided in the LIN segment, e.g. a batch number, promotional variant number, product group number, etc. An alternative identification which may be used instead of the GTIN provided in the LIN segment, e.g. a buyers article number, etc. 5 - Product Identification - To provide the primary product identification code when no GTIN has been provided in the LIN segment.
C212	ITEM NUMBER IDENTIFICATION	M	M		
7140	Item identifier	C an..35	R		
7143	Item type identification code	C an..3	R		AC = HIBC (Health Industry Bar Code) HS = Harmonised system MF = Manufacturer's (producer's) article number PV = Promotional variant number SA = Supplier's article number SRV = GS1 Global Trade Item Number
1131	Code list identification code	C an..17	O		
3055	Code list responsible agency code	C an..3	D		9 = GS1
C212	ITEM NUMBER IDENTIFICATION	C	O		
7140	Item identifier	C an..35	R		
7143	Item type identification code	C an..3	R		
1131	Code list identification code	C an..17	O		
3055	Code list responsible agency code	C an..3	D		
C212	ITEM NUMBER IDENTIFICATION	C	O		
7140	Item identifier	C an..35	R		
7143	Item type identification code	C an..3	R		
1131	Code list identification code	C an..17	O		
3055	Code list responsible agency code	C an..3	D		

5. Segments Layout

Segment number: 11

		EDIFACT	GS1	*	Description
C212	ITEM NUMBER IDENTIFICATION	C	O		
7140	Item identifier	C an..35	R		
7143	Item type identification code	C an..3	R		
1131	Code list identification code	C an..17	O		
3055	Code list responsible agency code	C an..3	D		
C212	ITEM NUMBER IDENTIFICATION	C	O		
7140	Item identifier	C an..35	R		
7143	Item type identification code	C an..3	R		
1131	Code list identification code	C an..17	O		
3055	Code list responsible agency code	C an..3	D		

Segment Notes:

This segment is used to specify additional or substitutional item identification codes such as a buyer's or supplier's item number.

Examples:

PIA+1+ABC5343:MF'

In this example the PIA segment is used to provide an additional identification to the GTIN provided in the LIN segment. The GTIN 4000862141404 provided in the LIN segment refers to the manufacturers article number ABC5343.

PIA+5+2209953C001L:AC'

This example details the HIBC code 2209953C001L which is provided as the primary product code because no GTIN was provided in the LIN segment.

5. Segments Layout

Segment number: 12

SG3	- C	999 - DOC-DTM-SG4			
SG4	- C	200000 - LIN-PIA-IMD-SG5-SG6			
IMD	- C	10 - Item description			
Function:					
To describe an item in either an industry or free format.					
	EDIFACT	GS1	*	Description	
7077	Description format code	C an..3	O		C = Code (from industry code list) F = Free-form S = Structured (from industry code list) B = Code and text
C272	ITEM CHARACTERISTIC	C	O		
7081	Item characteristic code	C an..3	R		
1131	Code list identification code	C an..17	O		
3055	Code list responsible agency code	C an..3	D	*	9 = GS1 Must be used if DE7081 contains an GS1 code.
C273	ITEM DESCRIPTION	C	A		
7009	Item description code	C an..17	O		CU = Consumer unit (GS1 Permanent Code) DU = Despatch unit (GS1 Permanent Code) TU = Traded unit (GS1 Permanent Code)
1131	Code list identification code	C an..17	O		
3055	Code list responsible agency code	C an..3	D		9 = GS1 91 = Assigned by supplier or supplier's agent 92 = Assigned by buyer or buyer's agent
7008	Item description	C an..256	O		
7008	Item description	C an..256	O		
3453	Language name code	C an..3	O		
7383	Surface or layer code	C an..3	N		
Segment Notes:					
This segment is used to further identify the current line item.					
It is recommended that this segment only be used for coded descriptions. Data element 7008 in clear text should only be used when no product code is available or when free-form descriptions are required by trading partners.					
Example:					
IMD+C++TU::9'					
IMD+F++:::CORN CRUNCHIES:CASE'					

5. Segments Layout

Segment number: 13

SG3	- C	999 - DOC-DTM-SG4
SG4	- C	200000 - LIN-PIA-IMD-SG5-SG6
SG5	- C	99 - RFF-DTM
RFF	- M	1 - Reference

Function:
To specify a reference.

	EDIFACT	GS1	*	Description
C506 REFERENCE	M	M		
1153 Reference code qualifier	Man..3	M		HN = Handling and movement reference number (GS1 Temporary Code) ON = Order number (buyer) VN = Order number (supplier)
1154 Reference identifier	C an..70	R		
1156 Document line identifier	C an..6	O		
4000 Reference version identifier	C an..35	N		
1060 Revision identifier	C an..6	N		

Segment Notes:

This segment is used to identify specific order number(s) which is/are related to the current line item. If required the unique line number from specific orders may also be specified. The segment should only be used if further references to those provided in the DOC segment in group 3 are required.

Example:
RFF+ON:XC5160:15'
This example identifies line number 15 on buyer's order number XC5160.

5. Segments Layout

Segment number: 14

SG3	- C	999 - DOC-DTM-SG4		
SG4	- C	200000 - LIN-PIA-IMD-SG5-SG6		
SG5	- C	99 - RFF-DTM		
DTM	- C	1 - Date/time/period		
Function:				
To specify date, and/or time, or period.				
	EDIFACT	GS1	*	Description
C507	DATE/TIME/PERIOD	M	M	
2005	Date or time or period function code qualifier	M an..3	M	* 171 = Reference date/time
2380	Date or time or period value	C an..35	R	
2379	Date or time or period format code	C an..3	R	102 = CCYYMMDD 203 = CCYYMMDDHHMM
Segment Notes:				
This segment is used to specify dates relating to the references given in the previous RFF segment.				
Example:				
DTM+171:20020804:102'				

5. Segments Layout

Segment number: 15

SG3	- C	999 - DOC-DTM-SG4
SG4	- C	200000 - LIN-PIA-IMD-SG5-SG6
SG6	- C	99 - LOC-DTM-QTY
LOC	- M	1 - Place/location identification

Function:

To identify a place or a location and/or related locations.

	EDIFACT	GS1	*	Description
3227 Location function code qualifier	M an..3	M		7 = Place of delivery
C517 LOCATION IDENTIFICATION	C	A		
3225 Location name code	C an..25	A		GLN - Format n13
1131 Code list identification code	C an..17	O		
3055 Code list responsible agency code	C an..3	D		9 = GS1 DE 3055 must be used if DE 3225 is used and does not contain an UN/LOCODE.
3224 Location name	C an..256	O		
C519 RELATED LOCATION ONE IDENTIFICATION	C	N		
3223 First related location name code	C an..25			
1131 Code list identification code	C an..17			
3055 Code list responsible agency code	C an..3			
3222 First related location name	C an..70			
C553 RELATED LOCATION TWO IDENTIFICATION	C	N		
3233 Second related location name code	C an..25			
1131 Code list identification code	C an..17			
3055 Code list responsible agency code	C an..3			
3232 Second related location name	C an..70			
5479 Relation code	C an..3	N		

Segment Notes:

This segment is used to identify the place of delivery for the quantity specified in the QTY segment.
As the LOC segment is the trigger of this segment group, its use is mandatory, if one of the following segments shall be used.

Example:
LOC+7+5412345111115::9'

5. Segments Layout

Segment number: 16

SG3	- C	999 - DOC-DTM-SG4
SG4	- C	200000 - LIN-PIA-IMD-SG5-SG6
SG6	- C	99 - LOC-DTM-QTY
DTM	- C	5 - Date/time/period

Function:
To specify date, and/or time, or period.

		EDIFACT	GS1	*	Description
C507	DATE/TIME/PERIOD	M	M		
2005	Date or time or period function code qualifier	Man..3	M		2 = Delivery date/time, requested 61 = Cancel if not delivered by this date
2380	Date or time or period value	C an..35	R		
2379	Date or time or period format code	C an..3	R		102 = CCYYMMDD 203 = CCYYMMDDHHMM 718 = CCYYMMDD-CCYYMMDD

Segment Notes:
This segment is used to specify any dates and/or times related to the LOC segment group.

Example:
DTM+2:20021215:102'

5. Segments Layout

Segment number: 17

SG3	- C	999 - DOC-DTM-SG4
SG4	- C	200000 - LIN-PIA-IMD-SG5-SG6
SG6	- C	99 - LOC-DTM-QTY
QTY	- C	1 - Quantity

Function:

To specify a pertinent quantity.

		EDIFACT	GS1	*	Description
C186	QUANTITY DETAILS	M	M		
6063	Quantity type code qualifier	M an..3	M		21 = Ordered quantity 46 = Delivered quantity 83 = Backorder quantity
6060	Quantity	M an..35	M		
6411	Measurement unit code	C an..3	D		KGM = kilogram This DE is only used if the current line item is of variable quantity.

Segment Notes:

This segment is used to specify quantities related to the current LOC segment group.

Example:

QTY+21:12'

5. Segments Layout

Segment number: 18

UNT - M 1 - Message trailer				
Function: To end and check the completeness of a message.				
		EDIFACT	GS1	*
				Description
0074	Number of segments in the message	M n..6	M	
				The total number of segments in the message is detailed here.
0062	Message reference number	M an..14	M	
				The message reference numbered detailed here should equal the one specified in the UNH segment.
Segment Notes: This segment is a mandatory UN/EDIFACT segment. It must always be the last segment in the message. Example: UNT+20+1'				

6. Examples

Example 1

The following is an example of a Order Status Enquiry message sent from a buyer identified by GLN 5412345123453 to a supplier identified by GLN 5411111123451. The order status enquiry was generated on the 2nd of January 2002 and has the identity number OE8552.

The message requests status information for five orders which are currently outstanding. The order references and associated provided are as follows; CD2544 on the 15th of June 2002, CH4155 on the 24th of September 2001, CJ5223 on the 29th of September 2001, CO5473 on the 14th of October 2001, and CX8777 on the 12th of December 2001.

UNH+1+OSTENQ:D:01B:UN:EAN004'	Message header
BGM+347+OE8552+9'	Order status enquiry number OE8552
DTM+137:20020102:102'	Message date is the 2nd of January 2002
NAD+BY+5412345123453::9'	Buyer is identified by GLN 5412345123453
NAD+SU+5411111123451::9'	Supplier is identified by GLN 5411111123451
DOC+220+CD2544'	First order number is CD2544
DTM+137:20010615:102'	Order date 15th of June 2001
DOC+220+CH4155'	Second order number is CH4155
DTM+137:20010924:102'	Order date 24th of September 2001
DOC+220+CJ5223'	Third order number is CJ5223
DTM+137:20010929:102'	Order date 29th of September 2001
DOC+220+CO5473'	Fourth order number is CO5473
DTM+137:20011014:102'	Order date 14th of October 2001
DOC+220+CX8777'	Fifth order number is CX8777
DTM+137:20011212:102'	Order date 12th of December 2001
UNT+16+1'	Total number of segments in the message equals 16

Example 2

The following is an example of a Order Status Enquiry message sent from a buyer identified by GLN 5412345123453 to a supplier identified by GLN 5411111123451. The order status enquiry was generated on the 11th of November 2002 and has the identity number OE6122.

The message requests status information for two products which are contained on three separate orders. The first product identified by GTIN 4000862141404 is contained on order numbers CD3585 line 43, CD3544 line 62, and CD3601 line 23, all sent during the period of the 15th to the 30th of June 2002.

The second product, identified by GTIN 5412345111184, is associated with line number 48 of order number CD3585 and line number 102 of order number CD3601.

UNH+1+OSTENQ:D:01B:UN:EAN004'	Message header
BGM+347+OE6122+9'	Order status enquiry number OE6122
DTM+137:20021111:102'	Message date 11th of November 2002

6. Examples

NAD+BY+5412345123453::9'	Buyer is identified by GLN 5412345123453
NAD+SU+5411111123451::9'	Supplier is identified by GLN 5411111123451
DOC+220+CD3585'	First order number to which enquiry relates is CD3585
DTM+137:20020625:102'	Order date 25th of June 2002
LIN+1++4000862141404:SRV'	Product on the order is identified by GTIN 4000862141404
RFF+ON:CD3585:43'	Enquiry relates to line number 43 on order CD3585
LOC+7+5412345111115::9'	Location is identified by GLN 5412345111115
QTY+21:500'	Ordered quantity is 500 units
LIN+2++5412345111184:SRV'	Product on the order is identified by GTIN 5412345111184
RFF+ON:CD3585:48'	Enquiry relates to line number 48 on order CD3585
LOC+7+5412345111115::9'	Location is identified by GLN 5412345111115
QTY+21:800'	Ordered quantity is 800 units
DOC+220+CD3544'	Second order number to which enquiry relates is CD3544
DTM+137:20020615:102'	Order date 15th of June 2002
LIN+3++4000862141404:SRV'	Product on the order is identified by GTIN 4000862141404
RFF+ON:CD3544:62'	Enquiry relates to line number 62 on order CD3544
LOC+7+5412345111115::9'	Location is identified by GLN 5412345111115
QTY+21:250'	Ordered quantity is 250
DOC+220+CD3601'	Third order number to which enquiry relates is CD3601
DTM+137:20020630:102'	Order date 30th of June 2002
LIN+4++4000862141404:SRV'	Product on the order is identified by GTIN 4000862141404
RFF+ON:CD3601:23'	Enquiry relates to line number 23 on order CD3601
LOC+7+5412345111115::9'	Location is identified by GLN 5412345111115
QTY+21:32'	Ordered quantity is 32
LIN+5++5412345111184:SRV'	Product on the order is identified by GTIN 5412345111184
RFF+ON:CD3601:102'	Enquiry relates to line number 102 on order CD3601
LOC+7+5412345111115::9'	Location is identified by GLN 5412345111115
QTY+21:800'	Ordered quantity is 800
UNT+32+1'	Total number of segments in the message equals 32

Note:

The EDI interchange will include the UNB..UNZ segments and, if applicable, the UNG..UNE segments. (See part 1 section 5.7).